


Downloading Office 2016 from Office 365

As staff and students in LMETB we are entitled to download 5 free copies of Office to our Windows devices. Students are also allowed to download 5 free copies of Office on to their iPads, though that facility is not available to staff.

To do this all you need to do is log in to your staff email on the Internet through either your school website or www.lmetb.ie



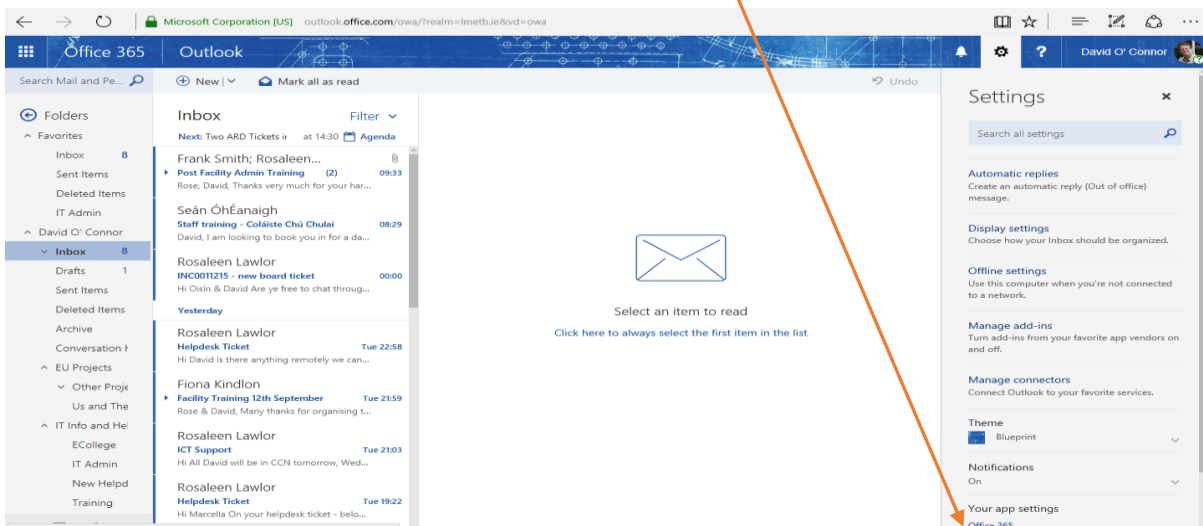
Type in your email address and Password and press Sign in



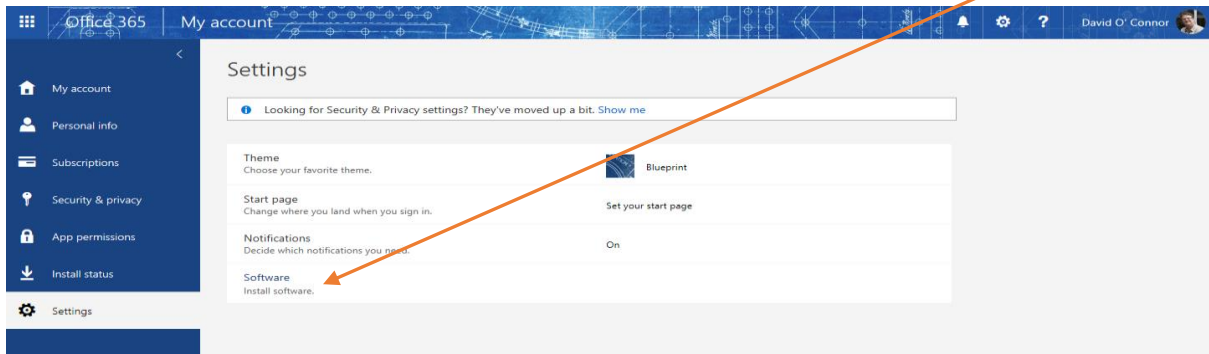
In the top Right-hand corner of the screen, click on the Settings Cog



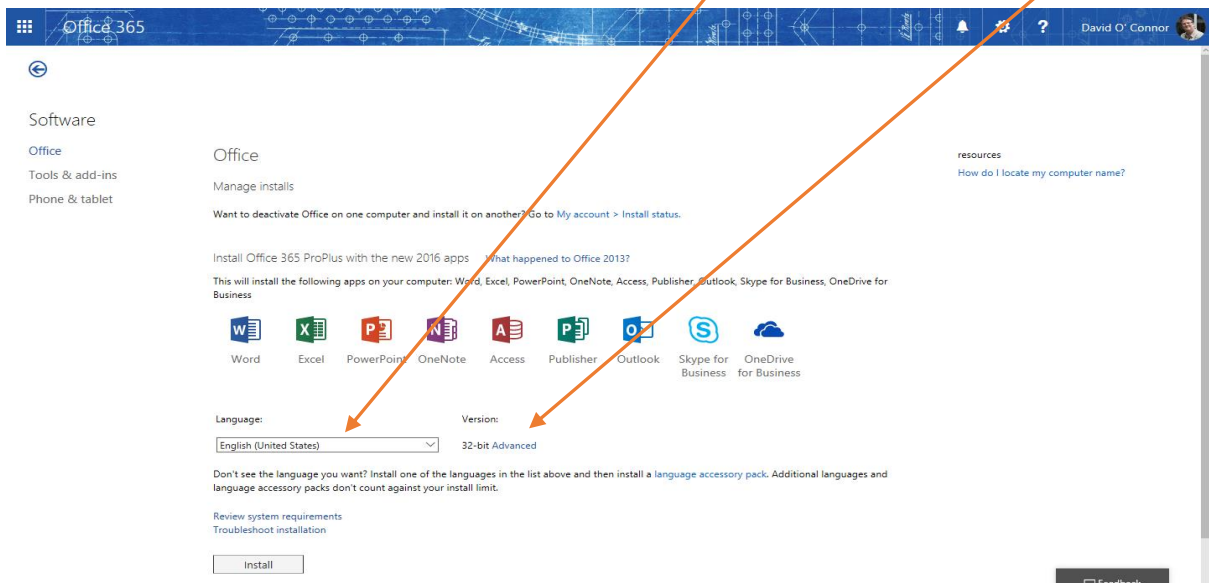
Select Office 365 option at the bottom of the list of options



This options a new tab, the last option is, Settings, select it and press Install Software




This opens the Install Software tab, Select the correct language and the correct Version



To finish, Select Install and follow the instructions

Just a few more steps...



- 1 Click Run
If asked, click **Save File**, then run the file.
- 2 Say "yes"
Click **Yes** to start installing.
- 3 Stay online
Downloading all of Office might take a while.

I hope that this helps, if you need anything else, just email me on doconnor@lmetb.ie